



T H E I N F O R M E R

Email information to ctgms50@gmail.com

PRESIDENT'S REPORT	1
FEBRUARY MINUTES	2
SAFETY SNAKE BITE TREATMENT	3
TIM'S VALENTINE PROJECT	4
EDITOR NOTES BIRTHDAYS & ANNIVERSARIES	5
SHOWS AND EVENTS	6
OFFICERS, AND CHAIRPERSONS	7



From the Front Desk— Vice President —Linda Hollowell



Last month I filled in for Betty while she was away with her granddaughter for her surgery. I found out a week ago that I needed to fill in for the newsletter, too, so here goes.

Have you ever thought about all the connotations of the word “rock” in the English language? “Solid as a rock”, “piece of the rock”, “Rock of Ages”, and Plymouth Rock are just a few phrases that come to mind.

We are all part of this club because we have a common hobby: a love of collecting and working with rocks. I’m sure all of you have fond memories of rock collecting trips or rare finds that you have made, and the friends and family that you spent time with along the way.

When I was little, I used to spend my summers with my maternal grandparents in San Antonio. My grandpa built my mom’s childhood home in 1938, and during my childhood, my cousins and I would play outside under a chinaberry tree. The house was situated on a large lot, about a ½ an acre. San Antonio tends to be very humid; it was semi-tropical outside with no air conditioning other than a swamp cooler inside. So my cousins and I spent a lot of time outdoors, exploring the jungle-like fauna of the back parts of the lot that weren’t cleared. One day, I went treasure hunting in the gravel driveway. I’ll never forget the day I discovered a small Mexican opal, glittering in the center of a nondescript rock. It took my breath away; it literally looked like electricity, the colors of green and red sparking back and forth like fire. It gave the plain old rock the energy of a living thing.

I carried that rock with me everywhere. It became my special talisman; if ever I had a bad day, I would look at that magical rock and know that there were still good things to look forward to. There would still be good things that could come out of nowhere to surprise and delight you, just as there are bad things that sometimes blindside you. I would remember all the fun I had with my grandparents, Aunt, and cousins. Over the years, the rock was eventually lost. But I still carry that happy memory of the discovery, which is tied to my grandparents and the home they created, and the adventures I had with my cousins. (continued page 4)

SHOWTIME IS NOT VERY FAR AWAY. IT IS TIME TO GET YOUR DISPLAYS READY



Minutes of CTGMS meeting held Monday, February 2, 2010

In President Betty Scarborough's absence, Vice President Linda Hollowell called the meeting to

order. Approximately 22 members were in attendance. After the pledge of allegiance and prayer, the secretary read the minutes of the January 4 meeting. The treasurer presented the financial report. Both were approved as read.

Old Business:

Gary Hudson discussed a door for the storage shed. He said that the cost was included in the price allowed by the Club for the storage container. The lock, frame, and everything necessary were included. The frame will have to be mounted. Ricky Alaniz has some aluminum drains to donate to assist with this.

New Business:

The Abilene Country Reporter, Taylor Electric Cooperative Newsletter, and several other places have been contacted regarding an announcement of this year's show.

JoAn Wilks said that one application for a scholarship has been received. The Committee was to meet after the business meeting.

A guest attending the 2/2 meeting was Bobbie Edwards. New members included Mark and Jack Phelan, and Charles Roberts.

The Abilene Public Library is not available to CTGMS for displays this year. The next time available for the Club is March 2011.

Reports from Committee Chairpersons:

Sally Lightfoot planned to meet with folks in

charge of different activities for this year's show after the business meeting. Childrens' door prizes are needed—for example, small pendants on small chains, small belt buckles, geodes, etc.

Tony and Judy Steele reported that about \$2000.00 worth of geodes will be needed for this year. Members approved last year for the expenditure for these not to have to be approved again this year. Nine dealers have paid this year and one more has confirmed but not yet paid.

Tim Walker said that new members need to read the shop rules. He will cut or show folks how to cut slabs for the show if needed. He said this information will be in the Informer.

Charlie Lightfoot said to see him for displays. Room is also needed in the shed for show materials.

Other Reports:

Walt Scarborough gave a report on his granddaughter's surgery to straighten her back. She was sitting up some. Once sitting, she can walk by herself and the pain is lessening. The drain tube was still in. Joyce Talley will send a card.

Joyce sent Ernie Wright a note. There was no update on him. Lou Jane is doing well. She is in therapy. Joyce sent a note. She also sent a note to Bill Myers to thank him for the auction items that were auctioned off at the Club last week. Remaining rocks will be auctioned after the business meeting in a silent auction as usual.

Refreshments for the Next Meeting:

Linda Hollowell, Betty Scarborough, and Bobbie Owens

The meeting was adjourned.

Secretary, Grace Hoy

SNAKE BITE FIRST AID

By: Gary Hudson

I learned about this article by Owen Martin, SCFMS Safety Coordinator, by reading the January-February issue of the SCFMS newsletter. The information comes from Steve Beyer who writes a blog for a website called Singing for the Plants.

It will soon be warm weather in our part of the world and the snakes will be crawling. If you are unlucky enough to be bitten, the following might help you out.

As professional handlers of venomous snakes say, "The best equipment for treating a venomous snakebite is a set of car keys."

However, the first step in treatment is to avoid panic. Death is rare. Even without evacuation, most cases result in several days of serious misery and then full recovery. Remember that the fatality rate even for untreated pit viper bites is extremely low. The treatment steps are:

Use the Sawyer Extractor. If you are in snake country, the Extractor should always be within easy reach in your pack. The Extractor can remove as much as 30 percent of Crotalid venom proteins if applied within three minutes. Use the Extractor as quickly as possible and then keep it on the bite for about thirty minutes. Because of the great suction it creates, no cutting is necessary. This should always be the first thing you do, even when evacuation is in progress.

Remove rings, bracelets, or any other constricting jewelry on the affected limb, which may swell to as much as twice its normal size.

Immobilize the bitten extremity with a splint, just as you would a fracture.

Have the patient rest and keep activity to a minimum.

Have the patient drink as much fluid as possible, in frequent small amounts, in order to maintain fluid volume and kidney flow.

Remember that a snakebite is a contaminated puncture wound, and treat it as such.

Get to definitive care as quickly as you can. Otherwise, have the patient rest and drink fluids; keep the wound clean; give lots of encouragement and support.

The following are not recommended for pit viper envenomations:

Do not make incisions or try to suck out the venom. In jungle conditions, cutting into an already compromised limb is asking for an infection. You absolutely do not want pit viper venom in your mouth. Conversely, your mouth is full of all kinds of bacteria. And you can't suck as hard as the Extractor can anyway.

Do not use a tourniquet. Tourniquets can result in loss of the limb due to decreased blood flow. In addition, you are just keeping the venom localized where it does the most tissue damage.

Do not use electric shock. It can be dangerous, and has no proven value in managing pit viper bites. It is the great urban legend of wilderness first aid.

Do not use ice. There is no evidence that snake venom enzyme activity diminishes with cold. Freezing already compromised tissue can lead to frostbite, which can damage the limb more than the original bite. Packing in ice has probably resulted in more lost limbs than snakebite itself; this is particularly tragic when limbs have been lost to frostbite because of a non-envenomated bite.

Do not give alcohol. It causes vessels to dilate and may speed venom absorption.

The use of an elastic bandage pressure wrap — recommended for use with bites from Elapidae or coral snakes — has been recommended for use in some cases of Crotalid envenomation as well. The argument against its use is that the pressure may actually increase the risk of disfiguring local tissue damage, which may then require skin grafts and extensive repair and treatment; and that removal of the pressure may result in sudden massive swelling and discoloration. The argument in favor of its use is that the spread of venom to vital organs can be life-threatening — in fact, some Crotalid bites can cause serious damage to limbs even when the bites were to a finger or foot — and the use of a pressure bandage can prevent this spread, even at the risk of greater localized damage. The way to apply a pressure bandage is described here.

The problem is that there is no way of knowing how serious the envenomation is at the outset, when the decision must be made. There is a tradeoff between averting more serious life-threatening damage and increasing the risk of painful and disfiguring local damage. Such a decision should be considered a serious one, to be decided in full consultation with the patient.

<http://www.singingtotheplants.com/2009/03/jungle-survival-tips-snakebite-i/>






TIM'S VALENTINE PROJECT

Tim picked a piece of agate up from the scrap pile and started slicing. From one of the slices, he chose one that had promise to make a cab for his wife. He trimmed it out, put it on a dop stick and started grinding and shaping. Worked his way through all the steps from coarse to final polish. He thought it really turned out nice, and picked a gold toned finding and chain from the Alamo Rock n' Jewelry shop here in Abilene.

When he gave it to his wife, she just wasn't satisfied. She wanted to know where the matching earrings were! Back to work....two more cabs and findings and you can see the results. Tim said his wife, Nelda, is very happy with her Valentine gift.

Tim told me this story and wanted our members to know that all this work was done using only the equip in our shop. You don't need your own equipment to make some beautiful jewelry It only takes time and practice. There are rocks around the shop from which you could do the same type of work.

By the way, Nelda didn't really say that about the earrings..... but it sure makes a fun story.



(continued from page 1)

And so it is with our club. As we prepare for our show next month, we'll make new connections based on our love of rock-hunting with all of our friends in the club. We'll forge new memories with the people we'll meet, and we will discover creative ideas to use our new rock finds.

I have been a member of this club for almost two years. In that time, I've come to know many of your pretty well, and you are a good bunch of people. You all have integrity and a willingness to help anyone with just about anything. On that note, I'll leave you with a quote from Thomas Jefferson: "On matters of style, swim with the current; on matters of principle, stand like a rock." The members of this club do just that.

By Linda Hollowell

Kids in Church

After the christening of his baby brother in church, Jason sobbed all the way home in the back seat of the car. His father asked him three times what was wrong. Finally, the boy replied, 'That preacher said he wanted us brought up in a Christian home, and I wanted to stay with you guys.'

New Members

The Central Texas Gem and Mineral Society would like to welcome our new members.

Illa R. Roberts

Lisa Mayfield

Helen Pfeiffer

Alamo Rock 'n Jewelry

alamoroc@texas.net

www.alamorocknjewelry.com

Tues-Fri 10-6

4102 Buffalo Gap Rd., Ste R
Abilene, TX 79605

Sat 10-5

325.232.8527
fax: 325.232.8529



Editor's Notes:

+++++

If you have a story or a news item please email it to me at ctgms50@clearwire.net

Send it in email or as a Microsoft Word document attachment. Remember to get it to me by the 20th of the month.

I have the updated membership list going to printing and will be available at the business meeting Monday night. If your name isn't on it, that means we don't have a record that shows you are current with your dues. I will be emailing a copy to each member.


As you read this, February is over and March has begun. I, for one, am sure happy to see the end of the month. It sure has been a "wintery" month. I believe we had the most snow recorded for the month of February. I am looking for warmer weather so I can get out and do some rock hunting.

There is only 1 1/2 months till the annual show. I am tumbling rocks to hand out to the kids and making some necklaces for "kids door prizes."

I sure could use some of our members to send in some articles for the newsletter. I've just about made up all the stories that are in this pea brain of mine. If you see something interesting on the internet you would like to share with the membership, send it to me.



This fossil is from my ranch near Dryden, TX. Can you identify it for me? Gary




BIRTHDAYS

Don Brenholtz	March 8
Jerry Davis	March 10
Preston Tunnell	March 17

ANNIVERSARIES

Judy & Tony Steele	March 20
--------------------	----------

GET WELL SOON!



Lou David Allen-battling pneumonia



Upcoming Shows

MARCH 6-7--ROBSTOWN, TEXAS: Show; Gulf Coast Gem & Mineral Society; Richard Borchard Regional Fairgrounds, 1213 Terry Shamsie Blvd.; Sat. 10-6, Sun. 11-5; adults \$5, student group rates, Scouts in uniform and children 12 and under free; demonstrations, exhibits; contact Jerrold Simpson, 1302 Annapolis Dr., Corpus Christi, TX 78415, (361) 851-8788; e-mail: jsimpson1@Stx.rr.com; Web site: www.gcgms.org

MARCH 11-14--DEMING, NEW MEXICO: 45th annual show, "Rockhound Roundup Gem & Mineral Show"; Deming Gem & Mineral Society; SWNM Fairgrounds, Raymond Reed Blvd.; Thu. 9-5, Fri. 9-5, Sat. 9-5, Sun. 9-5; free admission; more than 100 dealers, demonstrations, displays, field trips, jewelry, rocks, drawings, cash raffle, silent auction Fri., live auction Sat.; contact Jerry & Carolyn Abbey, P.O. Box 1459, Deming, NM 88030, (575) 543-8916; e-mail: theDGMS@gmail.com; Web site: dgms.bravehost.com

MARCH 14--AUSTIN, TEXAS: Show, "Rings & Things BeadTour"; Rings & Things; Crowne Plaza Hotel - Austin, 6121 I-35 N.; Sun. 1-5; free admission; gemstones, bead strands, wholesale prices, findings, stringing supplies; contact Dave Robertson, P.O. Box 450, Spokane, WA 99210, (800) 366-2156; e-mail: drobertson@rings-things.com; Web site: <http://www.rings-things.com>

MARCH 20-21--LIVE OAK, TEXAS: Show, "Fiesta of Gems"; Southwest Gem and Mineral Society; Live Oak Civic Center, 8101 Pat Booker Rd.; Sat. 10-6, Sun. 10-4; adults \$5, students and seniors \$3, children 50 cents, military discount, special school group rate; minerals, gemstones, fossils, jewelry, lapidary, demonstrations, exhibits; contact Robert Bowie, (830) 935-3373; e-mail: krbotx@gvtc.com; Web site: [swgemandmineral.org](http://www.swgemandmineral.org)

MARCH 26-28--ADA, OKLAHOMA: Show, "The Rock 'n Gem, Mineral & Fossil Show 2010"; Ada Gem, Mineral & Fossil Club; Pontotoc County Agri-Plex, NE corner of state Hwy. 99 and Richardson Loop Bypass; Fri. 10-6, Sat. 9-5, Sun. 10-5; free admission; demonstrators, fluorescent displays, dealers, kids' fossil dig, spinning wheels; contact Ed Vermillion, P.O. Box 782, Purcell, OK 73080, (405) 527-6431; e-mail: okieed42@windstream.net; Web site: <http://www.freewebs.com/agmfc/index.htm>

APRIL 16-18--ALPINE, TEXAS: Show, "Wonders from our desert and beyond"; Chihuahuan Desert Gem & Mineral Club; Kokernot Lodge, Rte. 223 bypass; Fri. 9-6, Sat. 9-6, Sun. 11-5; free admission; Kids' Corner, door prize, dealer demonstrations, video "What's Hot in Tucson"; contact Mary Brogan, P.O. Box 1111, Alpine, TX 79831, (432) 837-3824; e-mail: marybrogan@rocketmail.com; Web site: www.agates123.com/cdgm/

NEWS LETTERS FROM OTHER CLUBS ON THEIR WEBSITE

FREDRICKSBURG, TX	http://fredericksburgrockhounds.org
ARLINGTON, TX	www.agemclub.com
DALLAS, TX	www.dallasgemandmineral.org
MIDLAND, TX	www.mgms-tx.com
SCFMS	www.scfms.net

PO Box 7343
Abilene, TX 79608-7343

Editor: Gary Hudson
Email: ctgms50@yahoo.com

**We are on the web:
www.txol.net/rockclub**



OFFICERS 2010

President	Betty Scarborough	325 572-4716
Past President	Bob Patterson	325 698-8648
Vice President	Linda Hollowell	325 537-4557
Secretary	Grace Hoy	325 698-5482
Treasurer	Errol Rutledge	325 672-7505
Corresp Sec	Joyce Talley	325 692-0063

Committees/Chairpersons

Show	Sallie Lightfoot
Field Trips	Tony & Judy Steele
Classes	Charlie Lightfoot
Nominating	James Grant
Programs	
Shop	Tim Walker
Club House and Grounds.....	Charlie Lightfoot
Dealers for show	Tony & Judy Steele
Budget	Errol Rutledge
Scholarship	JoAn Wilks
Show Demonstrations	Jerry Davis
Silversmithing Classes	Jerry Davis
News letter Editor	Gary Hudson
Web Master.....	Jerry Davis

**GEMSTONE OF THE
MONTH AQUAMARINE**




Aquamarine is a member of the beryl family and ranges in color from an almost colorless pale blue to blue-green or teal. The most prized color is a deep-blue aqua color. It is 7.5-8 on the Mohs scale of hardness and gets its name from Latin words meaning water and sea.

Since early times, aquamarine has been believed to endow the wearer with foresight, courage, and happiness. It is said to increase intelligence and make one youthful. As a healing stone, it is said to be effective as a treatment for anxiety and in the Middle Ages it was thought that aquamarine would reduce the effect of poisons.

A legend says that sailors wore aquamarine gemstones to keep them safe and prevent seasickness.

[Http://www.bernardine.com/birthstone](http://www.bernardine.com/birthstone)



**MARCH FLOWER
DAFFODIL**

MISSION STATEMENT

The Central Texas Gem and Mineral Society is a non-profit organization dedicated to the study of rocks, minerals and fossils. We offer field trips and provide educational opportunities and instruction to members in a variety of areas related to the Lapidary Arts and Jewelry making. We also award a scholarship to a student enrolled at a local college in a field closely related to geology. We provide educational displays related to this hobby at shows of a similar interest. — Jerry